


USE OF CEMS DATA “ACTION FRAMEWORK”

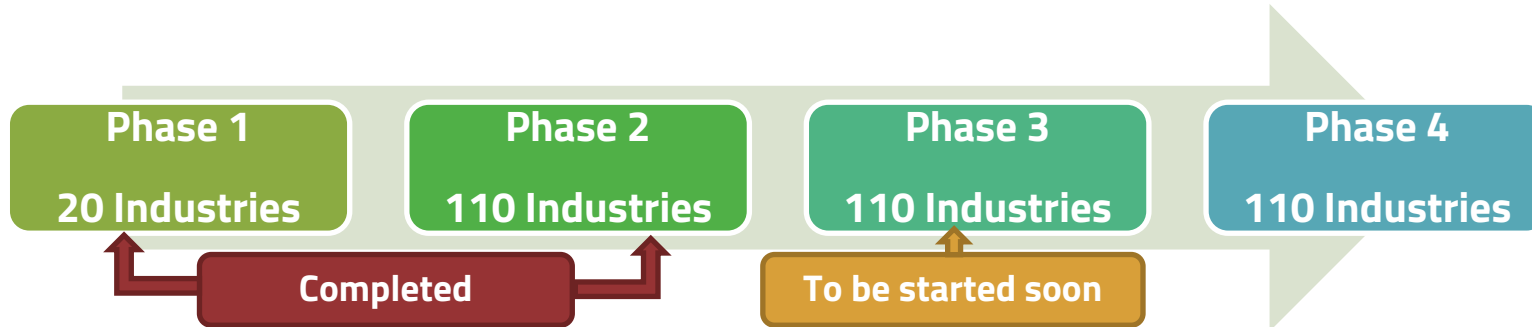
CHIRAG BHIMANI

Gujarat Pollution Control Board
GANDHINAGAR



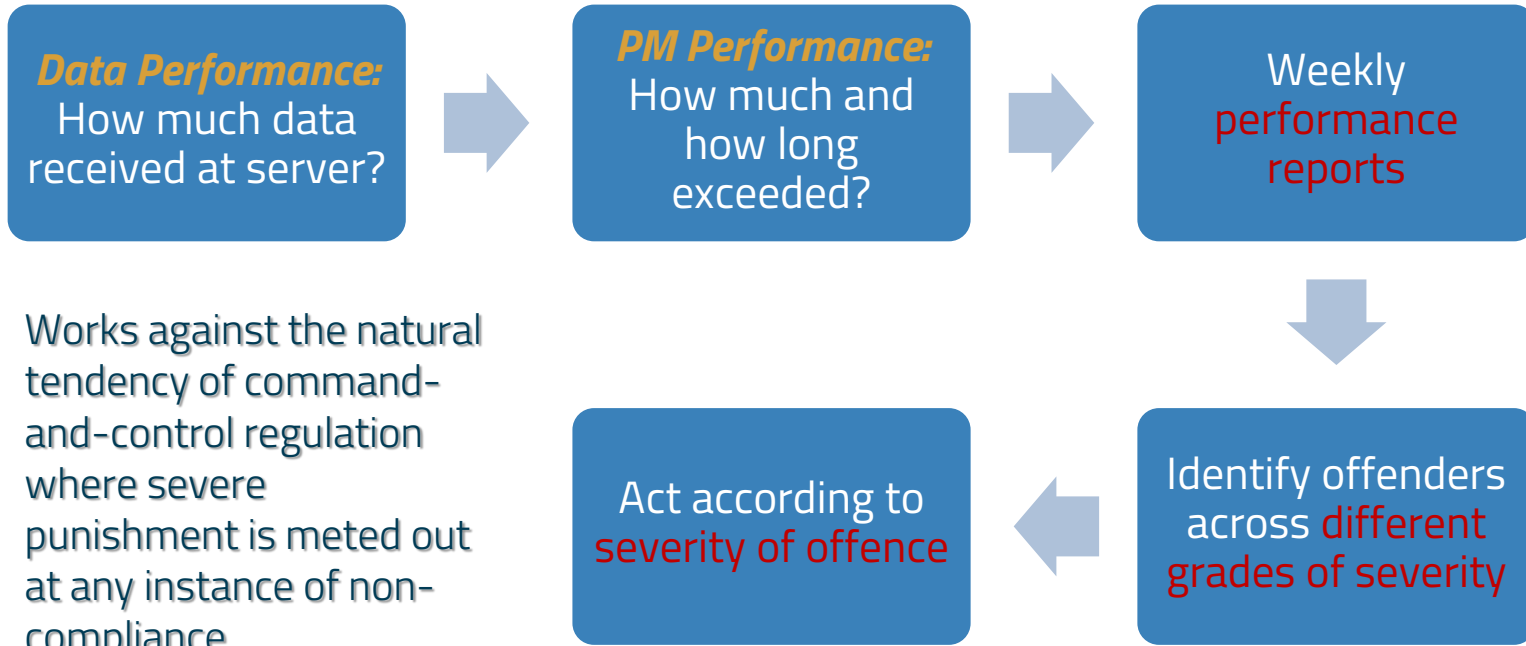
CEMS IN SURAT

- Surat selected for Pilot ETS project in Gujarat
- 350 Industries selected for participation in ETS
- Batch of 350 industries split into “batches”
 - ✓ 1 pilot batch
 - ✓ 3 larger batches



CEMS IN SURAT

Concept of Action Framework

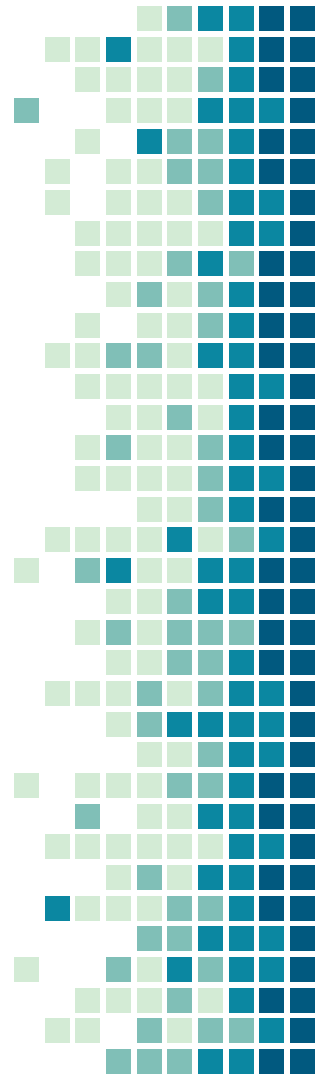


CEMS IN SURAT

Concept of Action Framework

Two Important Metrics :

- Data Performance : Indicates the percentage of data transmitted by the CEMS device to GPCB server.
- PM Performance : Measured by PM Score, which indicates the duration and extent for which reported PM emissions exceeded prescribed norms of 150mg/Nm³.
- ✓ Use weekly performance reports to identify offenders across different grades of severity
- ✓ **Act according to severity of offence - the Action Framework**
- ✓ Works against the natural tendency of command-and-control regulation where severe punishment is meted out at any instance of non-compliance

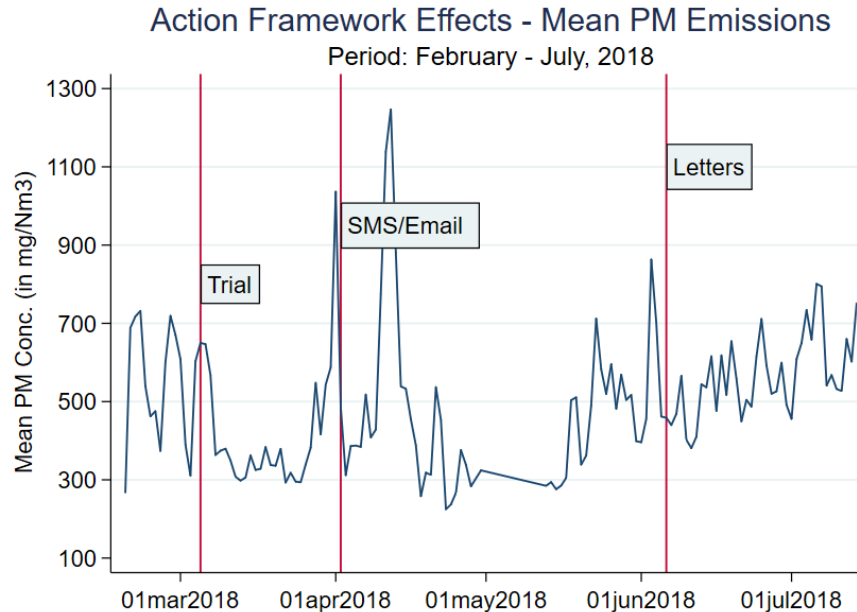


CEMS IN SURAT

Action Framework Effects

Reduced and Stable PM Emission Levels:

As evident from the Line graph, we observe that the mean PM Conc. Levels have reduced in the month of June and July, since Letters were sent out to non-compliant Industries.



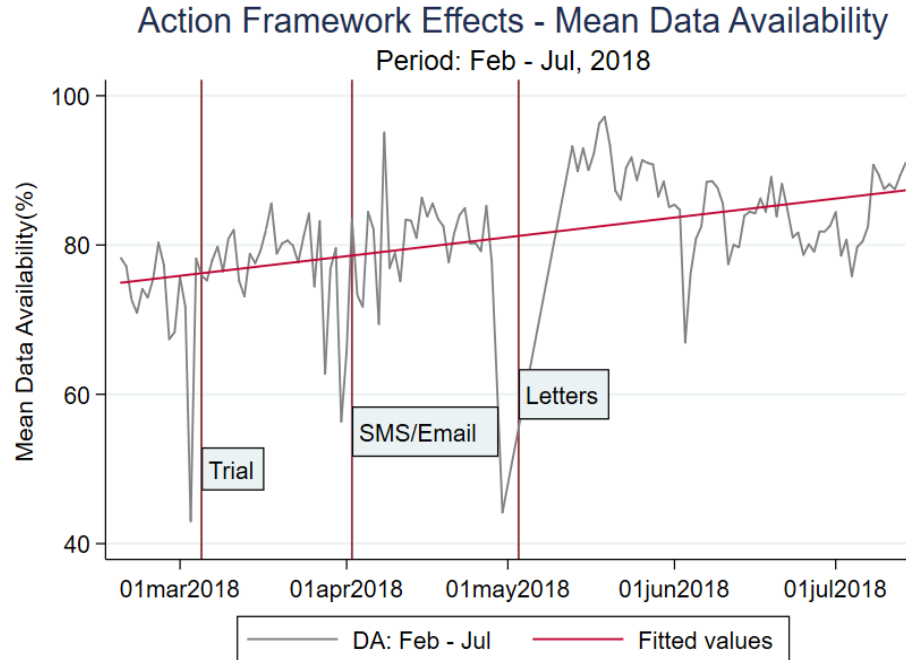
CEMS IN SURAT

Action Framework Effects

Increase in Data

Availability:

As evident from the graph, since the roll-out of SMS/Emails and Letters to Low Data Availability (DA) Industries in April-May, there has been a sustained increase in DA with a max DA of 97% observed.



THANKS !!

Further information ?



chirag@bhimani.in



+91-98796 52844